



## Unit: Creating Music and Sounds

ICT Year 2

### Overview of this Unit:

The children are encouraged to create musical compositions on screen using pictures that contain musical phrases. They create their compositions by forming a sequence or pattern to add structure to their tune and consider a suitable opening and closing phrase. They can evaluate their musical compositions and make changes altering tempo and instruments and Save and Retrieve their work with assistance. They can talk about work, share ideas with others and can accompany their compositions with musical instruments and perform and play their tune to others. Children use a variety of devices to record sounds such as, tape recorders, Talking tins, MP3 players and microphones to record speech, sounds made by musical instruments or sounds in the environment.

### Expectations at the end of this unit:

**Most pupils will be able to:** Use music software to create compositions and can record and use sounds in their work. They Save and Retrieve their work with assistance.

**Some pupils will only be able to:** Use music software to create a sequence of musical phrases and may need help to Save and Retrieve their work.

**Some pupils will also be able to:** Use music software to develop and refine a musical composition and begin to Save and Retrieve their work independently. They can work collaboratively and are beginning to use a variety of devices to record sound for a purpose.

### KEY:

Personal and Social Development, Well-Being and Cultural Diversity (PSDWBCD)	Welsh Language Development (WLD)	Creative Development (CD)
Language, Literacy and Communication Skills (LLC)	Knowledge and Understanding of the World (KUW)	Outdoor Play (OP)
Mathematical Development (MD)	Physical Development (PD)	Role Play (RP)























**Year 2 Create and Communicate Information**

**Teacher Assessment:** The skills demonstrated by the children should form part of continuous assessment. Tracking and recording pupils' progress should be done in line with the schools assessment policy and used to inform future planning. Recording sheets are provided for schools as an optional part of this Scheme of work.



**Creating Music and Sounds**

ICT Skills	Areas of Learning	Suggested Activity	Vocabulary	Resources	Skills across the Curriculum
Can create a musical composition on screen using a sequence or pattern.	PSEWBCD                       CD LL                       KUW MD	<p>Use nursery rhymes, songs etc. to demonstrate to the children that music has patterns. Encourage the children to use pattern to sequence their musical phrases to compose a tune. Talk about number of notes in the phrases and higher and lower notes.</p> <p>Children make their compositions using pictures containing musical phrases, pattern and structure. They include a suitable opening and closing phrase and repeat phrases when composing their tune.</p> <p>Children can accompany their tunes with real musical instruments.</p>	Pattern Sequence Tune Phrase Composition	Musical software Instruments Recording devices	
Can evaluate musical compositions and make changes.	PSEWBCD                       LL CD	<p>Demonstrate to the children how to alter the tempo and select other musical instruments or phrases to alter the mood or feel of their composition.</p> <p>They must consider the tempo and choose their instrument and talk about their choices.</p>	Tempo Instruments Mood Phrases	Software Musical instruments	

ICT Skills	Areas of Learning	Suggested Activity	Vocabulary	Resources	Skills across the Curriculum
Can Save and Retrieve musical compositions with assistance.		Children save and retrieve their musical compositions with assistance. ( <i>Software that enables pupils to save their own work, without navigating to their pupil work folder falls into this category.</i> )	Save Retrieve	Music Software	
Can use a musical application to present their tune to others.	   	Let the children perform their compositions to others and talk about their choices.	Performance Composition	Music software Instruments	   
Can talk about work and share ideas with others.	  	Show the children a jumbled set of musical phrases and demonstrate that by re-arranging the icons in the correct sequence they can re-create a familiar tune.  Encourage the children to re-arrange a jumbled set of phrases to re-create a familiar tune.	Icons Tune	Musical software	   
Can use a variety of devices to record sounds.	   	Children use sound recording devices such as tape recorders, Talking tins, MP3 players and microphones to record sounds made by musical instruments or sounds  in the environment.  These sounds can be used to add effects to a story, poem or represent different types of weather etc.	Recording devices	Various sound recording devices  Musical instruments	